








Kansas Schools Gating Criteria

Navigating Change:

KANSAS' GUIDE TO LEARNING AND SCHOOL SAFETY OPERATIONS



	Green	Yellow		Orange		Red
	PK-12	PK-5	6-12	PK-5	6-12	PK-12
Learning	 On-Site	 On-Site**/ Hybrid	 Hybrid	 On-Site**/ Hybrid	 Remote Only	 Remote Only
School Activities	On-Site following Navigating Change guidelines. Facilities should limit capacity to allow for 6' social distancing.	No all school activities. Small group activities limited; masks and social distancing required; stable groups with limited group numbers. No high risk activities. No group travel. Conditioning/ practice may continue with modifications		Remote Only		Remote Only
Spectators - audience	On-Site following Navigating Change guidelines. Facilities should limit capacity to allow for 6' social distancing.	Allowed: Distancing by household groups; masked if indoors. 6' social distancing required; total group numbers limited per guidelines		Remote Only		Remote Only
Visitor Access	On-Site following Navigating Change guidelines. Facilities should limit capacity to allow for 6' social distancing.	Limited: by appointment ; masks and social distancing required; building access requirements must be met		Extremely limited: by appointment ; masks and social distancing required; building access requirements must be met		None Allowed
Playgrounds	On-Site following Navigating Change guidelines. Facilities should limit capacity to allow for 6' social distancing.	Open: Capacity to allow for 6' social distancing; total group numbers limited per guidelines		Open: Capacity to allow for 6' social distancing; masks required if less than 6' social distance maintained; total group numbers limited per guidelines		Closed

 **NOTE** The following recommendations are subject to change by actions of federal, state, county, or local authorities.

Gating Criteria

	Additional Gating Criteria	Green	Yellow	Orange	Red
Building Gating Criteria*	Student Absenteeism based on building level Average Daily Attendance in 2019-20 (i.e. 95%)	<3.0% above baseline building level ADA	3.0-5.9% above building level ADA	6.0-9.9% above building level ADA	≥10% above building level ADA
Community Gating Criteria	2 week County percent positive case rate (% positive tests/all tests performed)	≤ 5%	5.1-9.9%	10-14.9%	≥ 15%
Community Gating Criteria **	2 week cumulative County incidence rate (# new cases/100K over prior 2 weeks)	0-50 new cases	51-100 new cases	101-150 new cases	≥ 151 new cases
Community Gating Criteria	Trend in County incidence rate	Decreasing	Stable	Stable	Increasing
Community Gating Criteria	Local/referring hospital capacity	≥ 30% available capacity	29.9-20% available capacity	19.9-10% available capacity	< 10% available capacity

*increase of absenteeism rate should trigger conversation with local health officials regarding next steps.

**for example, 15 cases for 50,000 would equal 30 per 100K or another example 1 case for 4,000 would equal 25 per 100K

Strategies to consider to promote full time onsite learning for K-5 students:

- 1. Students should be grouped together in cohorts of less than 15 students per group.**
 - a) Either have class sizes with < 15 students per class
 - b) OR have separate cohorts within classes of < 15 students per cohort with adequate physical distancing between cohorts and no mixing of groups other than the teacher

- 2. Safe but unused facilities within the district and community should be utilized to spread out students.**
 - a) Middle and high school buildings should be utilized when those students are learning remotely
 - b) Sports and recreation facilities should be utilized when otherwise not in use
 - c) Outside areas should be utilized weather permitting
 - d) Schools should work with their community to utilize additional community locations to space out students for on -site education. This may include community buildings, churches, restaurants, etc.
 - e) Locations should be consistent between classes/cohorts

- 3. Nurses, special education teachers, administrators, and other staff should work in teams and be prepared to travel between sites as needed to provide services.**